


Dress Rehearsals Are Mandatory

The purpose of a dress rehearsal is to see the choreography in the performance space for the first and final time before performing. To maintain the professionalism of our performances, we must have every dancer present in order to ensure that all elements are working together for a beautiful final product. Dancing is very much a team sport and each dancer deserves to have their fellow dancers present to get a successful final practice before the show.

Your dancer may have

- quick changes,
- partner choreography,
- last minute placement changes on stage due to space,
- lifts,
- costume issues that need to be worked out,
- or any other number of technical components that must be practiced before they are allowed to perform. For that reason, if a dancer does not attend dress rehearsal, they may be removed or their part changed in a piece.



Preparing for Performance/ Costumes

Costumes for Creative Movement, PreBallet, Level 1 and 2 dancers are **PURCHASED** each semester. This means that dancers get to keep them after the show.

Costumes for Level 3 & up are **RENTED** from Inspire and must be returned after the performance to avoid a fee.

All costumes will be sent home before a performance and each dancer will show up to dress rehearsal wearing their **FIRST** costume with any additional costumes in their garment bag.



Costume Fees

All Pre-Dance, Level 1 and 2 Ballet Classes
Fall Semester - Due Sep 1: \$50/each for Purchase
Spring Semester - Due Feb. 1: \$50/each for Purchase

Costume Fees

Level 3 and Up:

Costumes are rented and the fees are \$35 for one class, \$70 for two classes, \$95 for three classes, and \$115 for four or more classes.

****Costume fees are payable on the Inspire website (closer to due dates) via the store or by cash or check at the front desk.****

Preparing for Performance/ Hair & Make-Up:

PreDance through Level 2: Hair should be pulled back in a high bun towards the crown of the head.

Level 3 and up dancers will wear their hair in a low bun parted down the middle)

Use hair gel or hairspray to slick down stray wispsies.

1. Apply the Base

Apply a lightweight foundation. Choose something that's going to be a light shade on the skin tone of the dancer's face. Then brush light or translucent powder over top to take away shine.

2. Cheeks

Gently sweep the cheeks with a bright pink blush color. (Any shade too dark can look bruised under stage lights.)

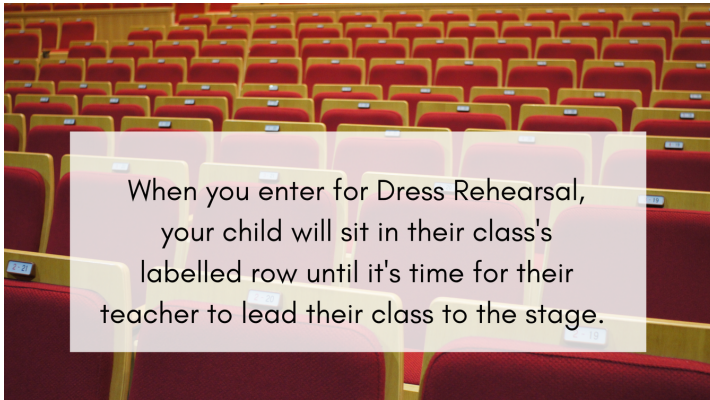
3. Eyes

Slightly darken and shape the eyebrows. Use a light nude color eye shadow as base color over the eyelid. Apply a brown towards the outside of the eye. Apply mascara to eyelashes.

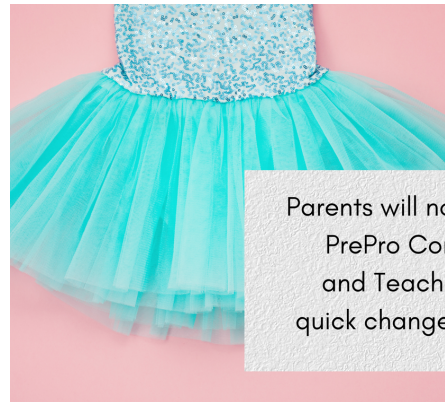
4. Lips

Apply red lipstick so your dancer's smile shines onstage!

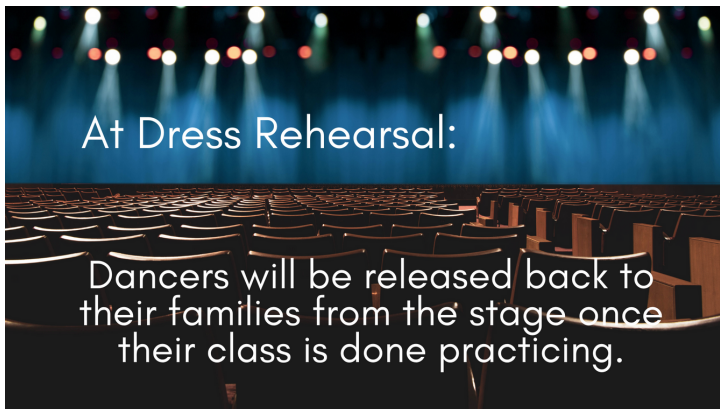
At Dress Rehearsal and the Performance




Dancers should arrive in costume with hair and make-up done.



Parents will not come backstage. PrePro Company members and Teachers will help with quick changes between pieces.



For our Pre-Dancers and dancers without costume changes, we ask that they don't bring any extra items backstage!




What to Wear with your costume

Skin-Toned Leotards

WORN BY GIRLS FOR MODESTY AND COSTUME PRESERVATION

Available for purchase at Spotlight, Bou Bou Dancewear or online dance vendors Dancewear Solutions or Discount Dancewear.



REQUIRED FOR:

- Level 1 and up dancers with costume changes
- Level 3 and up dancers that are renting a costume and with costume changes

Dancers will come to Dress Rehearsal and the performance in their first costume. The rest of the costumes they will bring with them. Dancers with multiple costume changes will need a modesty leotard for quick changes. Dancers in Level 3 and Up will need a modesty leotard to wear under their costume rental in addition to using for costume changes.



All Ballet classes will wear pink tights that cover their feet with pink ballet shoes.

Tap, Jazz, Jazz Funk, Hip Hop, and Contemporary will wear tan stirrup tights. (Hip Hop 2 and Jazz Funk 3 costumes have pants so dancers do not have to wear tights underneath unless they are in another dance).

- Tap - tan tap shoes (girls) black tap shoes (boys)
- Jazz - tan jazz shoes
- Jazz Funk & Hip Hop - black sparkle shoes (girls) black shoes (boys)
- Contemporary - barefoot or tan half-sole shoes



Layering Tights

- Modesty Leotard on first
- Put on the color tights of your last piece FIRST
- In the performance, dancers will "shed" layers as they perform each piece.

